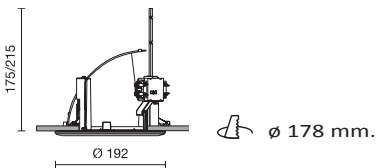


BEND

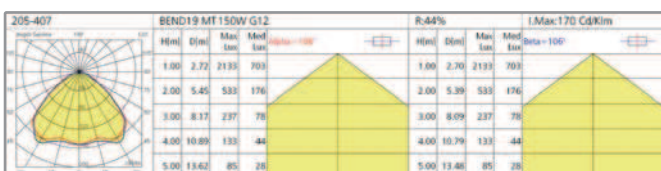
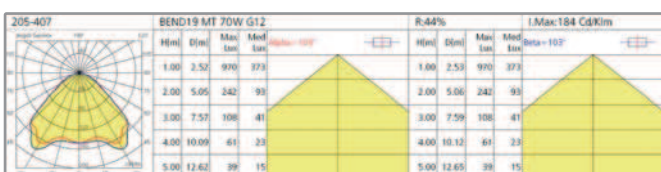
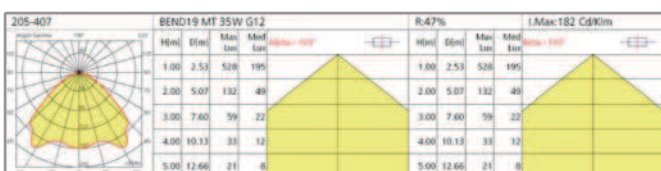


INCASSI PROFESSIONALI / PROFESSIONAL DOWNLIGHTS



BEND 19

Codice Code	Lampada Lamp	Attacco Base	Unità elettrica* Control gear*	
Lampade a ioduri metallici			Metal halide lamps	
205-707	CDM-TC max 70W	G8,5	81400-35/70	1,2
205-800	CDM-R111 max 70W	GX8,5	81400-35/70	1,1
205-407	MT 35W	G12	291-135	1,2
	MT 70W	G12	291-10	1,2
	MT 150W	G12	291-11	1,2
205-600	CDM-R PAR20L 35W	E27	291-135	1,1

* Unità elettrica, non inclusa, da richiedere separatamente. Vedi pag. 198-199
Control gears, not included, to be ordered separately. Look at page 198-199



CE IK07 850° IP23

31
Bianco
White

52
Metal
Silver



ACCESSORI

Cavetto con morsetti a innesto
rapido per connessione box e
apparecchio

Codice
Code

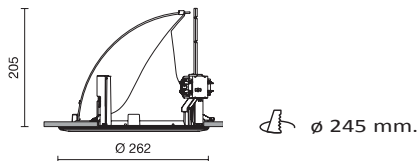
93-13056-30

ACCESSORIES

Wire with plug for quick
connection between gear
and fitting

BEND

INCASSI PROFESSIONALI / PROFESSIONAL DOWNLIGHTS



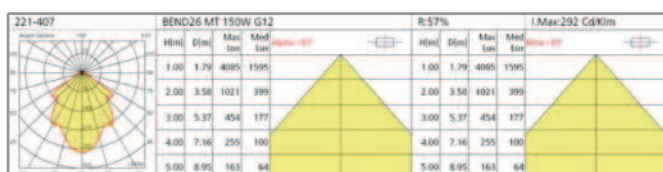
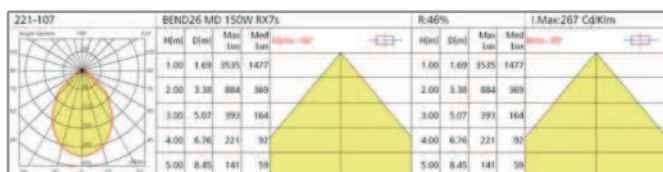
BEND 26

Codice Code	Lampada Lamp	Attacco Base	Unità elettrica* Control gear*	
Lampade a ioduri metallici			Metal halide lamps	
221-007	MD 70W	RX7s	291-10	2,1
221-107	MD 150W	RX7s	291-11	2,1
221-407	MT 150W	G12	291-11	2,1

* Unità elettrica, non inclusa, da richiedere separatamente. Vedi pag. 198-199
Control gears, not included, to be ordered separately. Look at page 198-199

Tutti gli apparecchi della serie **Bend 19** e **26** consentono l'orientamento del gruppo ottico di 75° in verticale e 355° in orizzontale.

All the fittings **Bend 19** e **26** allow both the vertical orientation of the optic 75° and the horizontal orientation 355°.



CE IK07 IP23

Bianco
White Metal
Silver

